

Sri Sri suryadeo singh smriti Gurukulam

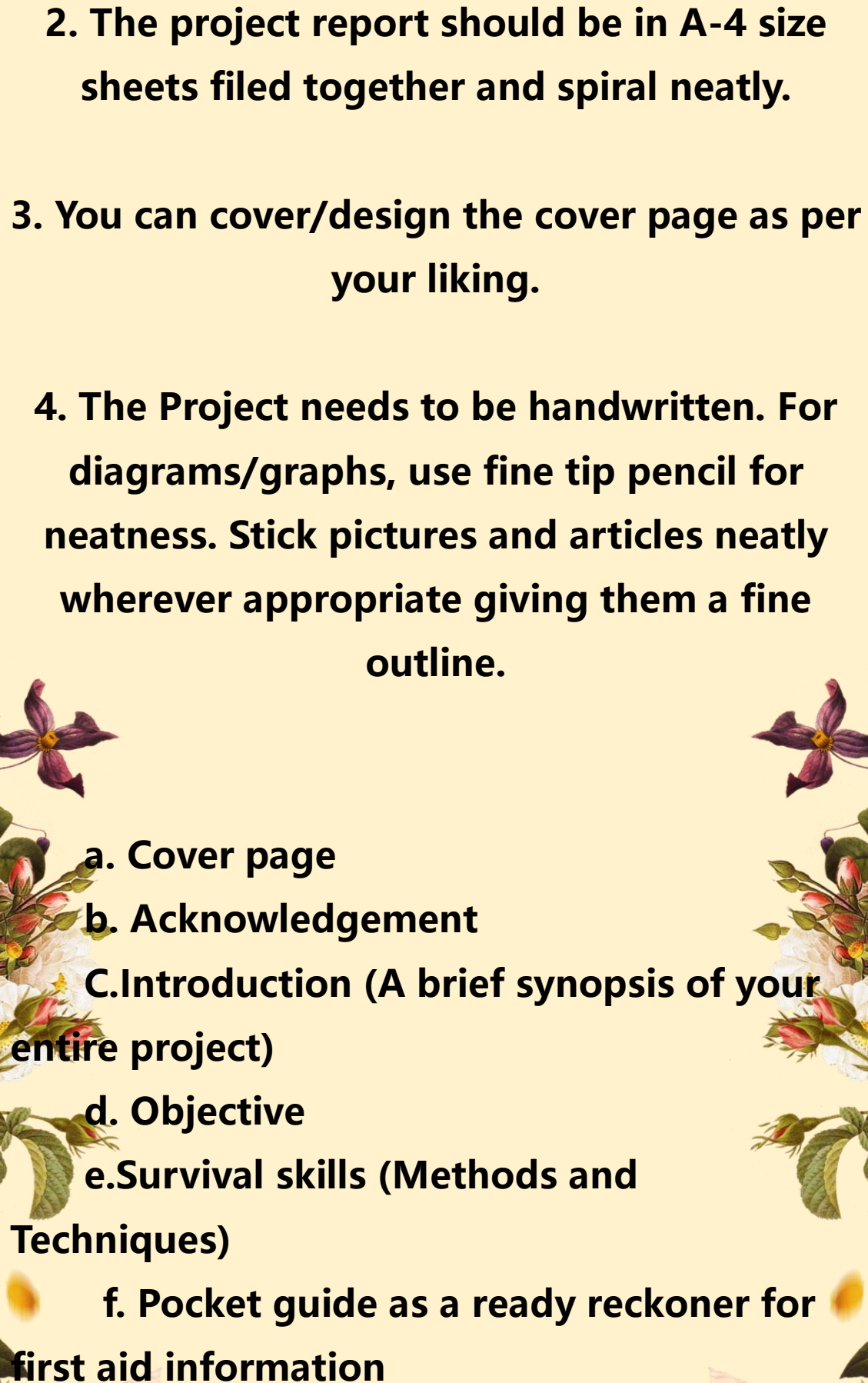
Summer Holiday assignment

(Session 2023-2024)

Grade-VIII



- Please note that the date of submission for the completed project report is on 24th June 2023.
- Guidelines to complete your project report
 1. The project needs to be done individually in a creative and neat manner.

- 
- 2. The project report should be in A-4 size sheets filed together and spiral neatly.**
 - 3. You can cover/design the cover page as per your liking.**
 - 4. The Project needs to be handwritten. For diagrams/graphs, use fine tip pencil for neatness. Stick pictures and articles neatly wherever appropriate giving them a fine outline.**
 - a. Cover page**
 - b. Acknowledgement**
 - C. Introduction (A brief synopsis of your entire project)**
 - d. Objective**
 - e. Survival skills (Methods and Techniques)**
 - f. Pocket guide as a ready reckoner for first aid information**



Subject:English

- 1. Write an article on how you are going to spend your summer vacation.**
 - 2. Note down your Feelings in the form of a diary entry about your excitement and happiness on going on a trip or meeting your friends or relatives in this vacation.**
 - 3. Click pictures and selfies with your friends and family and paste it in your file.**
- (Note: Holiday homework should be done in a stick file using A4sheets)**

Activity

Make a poster representing the literary devices used in poetry Using examples.
(Use a chartpaper)

(Note: complete your classwork copies and learn all the chapters)



श्री श्री सूर्यदेव सिंह स्मृति गुरुकुलम
सरायढेला, धनबाद

सत्र:- (२०२३-२४)

ग्रीष्मावकाश कार्य

कक्षा:-आठवीं

विषय:-हिंदी

- १) गणेश शंकर विद्यार्थी का चित्र बनाएं अथवा चिपकाएं तथा उनकी जीवनी अपने शब्दों में लिखें।
- २) भारत के किसी एक धरोहर स्थल के बारे में लिखें अनुच्छेद में प्रयुक्त संज्ञा शब्दों को लाल तथा विशेषण शब्दों को नीले रंग से रेखांकित करें तथा उससे सम्बन्धित चित्र बनाएं अथवा चिपकाएं।
- ३) तेनाली राम की एक मनोरंजक कथा लिखिए तथा उससे सम्बन्धित चित्र बनाइए अथवा चिपकाएं।
- ४) 'जल चक्र' का चित्र बनाकर 'जल संरक्षण' के आठ उपाय लिखें। (गतिविधि पुस्तिका पृष्ठ:-१५)
- ५) आपने अपना ग्रीष्मावकाश कैसे बिताया? एक अनुच्छेद लिखें।
- ७) शिक्षा और मनोरंजन का साधन - (दूरदर्शन) पर एक निबंध लिखें। (संकेत बिंदु) - (१) दूरदर्शन का अविष्कार वैज्ञानिक उन्नति का प्रतीक (२) दूरदर्शन का अर्थ (३) शिक्षा के माध्यम के रूप में दूरदर्शन का प्रयोग (४) मनोरंजन के साधन के रूप में दूरदर्शन का प्रयोग (५) केबल टीवी आने से दूरदर्शन के लोकप्रियता में वृद्धि (६) दूरदर्शन के दुष्परिणाम (७) दूरदर्शन पर प्रसारित कार्यक्रमों पर नियंत्रण आवश्यक।
- ८) कक्षा में पढ़ाया गया कार्य पूरा करें तथा उन्हें याद करें।



OUR SCIENCE & TECHNOLOGY HERITAGE

[Visit](#)



Note:- All the project and assignment will done in A4 size paper and pest them neatly.





Summer Holiday Assignment

Subject: Maths

1. Prepare Laws of exponents foldable wheel.
2. Write all Divisibility rule and 1-30 squares.
3. Collect the item wise expenditure of your family in a month and represent it as a pie chart.

4. Use Vedic sutras to find the products of the following.

i) $64*69$ ii) $98*96$ iii) $58*59$

Example: $47*43$

$$=(4+1)*4 / 7 * 3$$

$$= 20/21$$

$$= 2021$$



**SRI SRI SURYADEO SINGH SMRITI
GURUKULAM, SARAIHEL DHANBAD**

HOLIDAY HOME WORK

Class VIII

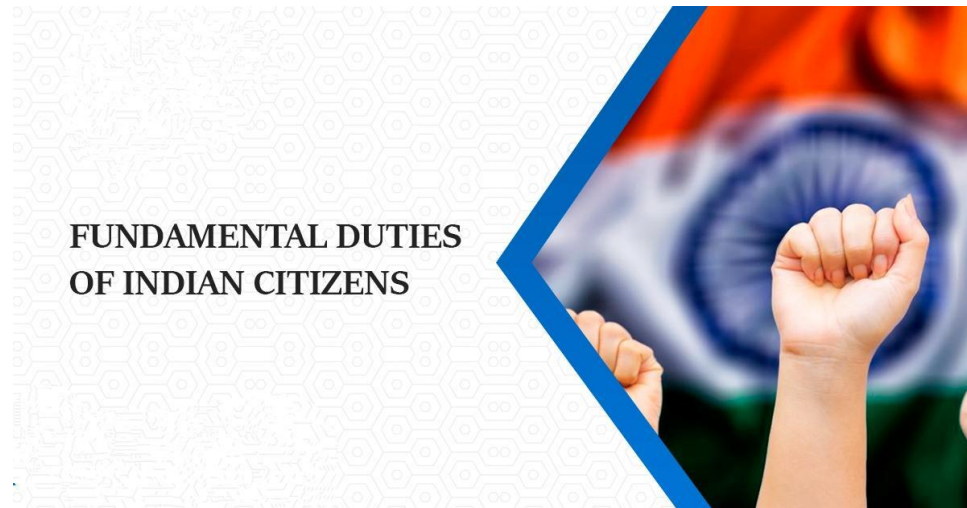
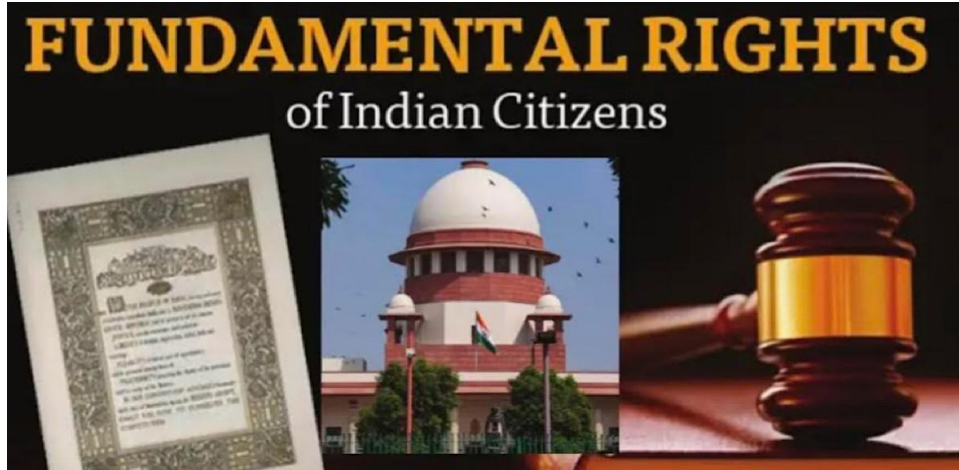


Session :- 2023-24

Subject :- Social Science

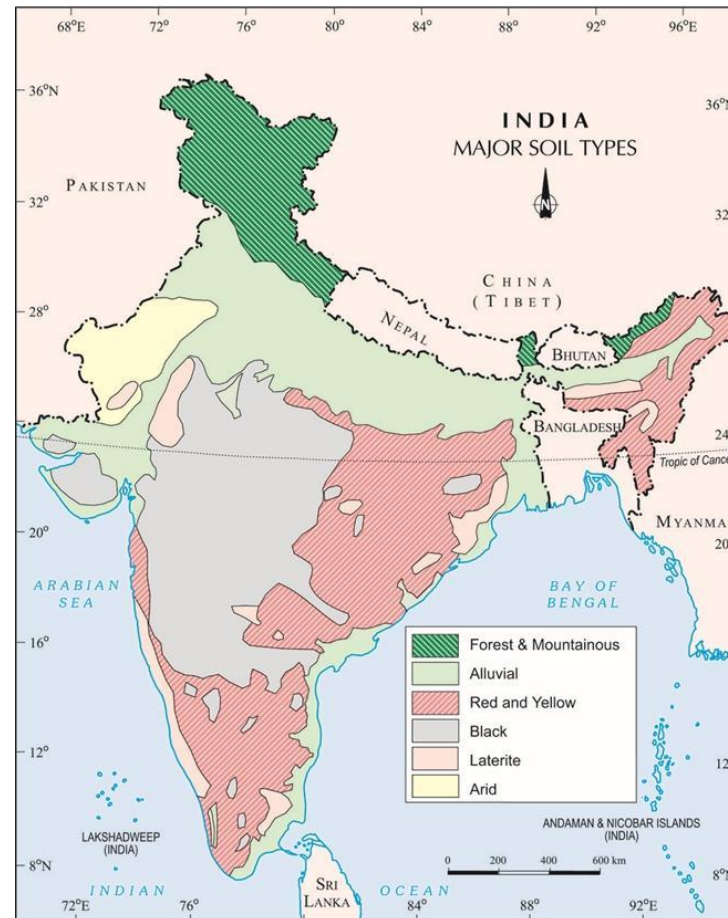
Subject Teacher - Abhishek Chakraborty

**2.What are fundamental rights and duties? Explain
And show in a chart**



3. Map skill-

What are the major types of soil found in India explain each?
Show it on the map of India.



Please note that the date of submission for the completed project report is on 24th June 2023. Guidelines to complete your project report

- 1. The project needs to be done individually in a creative and neat manner.**
- 2. The project report should be in A-4 size sheets filed together and spiral neatly.**
- 3. You can cover/design the cover page as per your liking.**
- 4. The Project needs to be handwritten. For diagrams/graphs, use fine tip pencil for neatness. Stick pictures and articles neatly wherever appropriate giving them a fine outline.**

5. The project should be presented in the following format:

a. Cover page

b. Acknowledgement

c. Index

d. Introduction (A brief synopsis of your entire project report)

e. Objective

f. Survival skills (Methods and Techniques) g. Pocket guide as a ready reckoner for first aid information

h. Analysis of your learning from the task

i. Conclusion (A summary of your project report)

j. Bibliography (This should include clear mention of websites/URLs visited, newspaper and magazines referred, articles, information from any government department or other experts)

k. Annexure (Any article, interview excerpt, maps, etc. should come here) With this assignment students can promote their creative and critical thinking.

With this assignment students can promote their creative and critical thinking.

Happy holiday and enjoy learning!!!!



